



## Fittings index

From page 3 to page 16

ACCESSORI  
ACCESSORIES  
FITTINGS  
ZUBEHÖRE  
ACCESSORIOS

From page 17 to page 20

ACCESSORI ALLUMINIO  
ACCESSORIES ALUMINIUM  
ALUMINIUM FITTINGS  
ZUBEHÖRE AUS ALUMINIUM  
ACCESSORIOS EN ALUMINIO

From page 21 to page 22

TUBI IN GOMMA  
TUYAUX EN CAOUTCHOUC  
RUBBER HOSES  
GUMMISCHLÄUCHE  
MANGUERAS DE GOMA

page 23

CONDIZIONI GENERALI DI VENDITA  
SALES TERMS

SCONTO / DISCONT

%

Listino prezzi valido dal  
Price list valid from

**01-03-2024**

Le saldature dei raccordi in ferro Dallai sono certificate  
**UNI EN ISO 15614-1:2019 - UNI EN ISO 15613:2005**

Dallai steel couplings weldings are certified  
**UNI EN ISO 15614-1:2019 - UNI EN ISO 15613:2005**



Raccordi e accessori vengono  
corredati delle relative guarnizioni.

Couplings and fittings are equipped  
with corresponding rubber rings.

È vietata ogni riproduzione anche parziale delle figure,  
delle immagini e di tutte le raffigurazioni in genere pre-  
senti su questo catalogo.


Toute reproduction, même partielle, des dessins, des  
photos et de toutes les représentations en général de  
ce catalogue, est interdite.

Any reproduction, even partial, of figures, pictures and all  
representations in general on this catalog, is forbidden.

Jede Vervielfältigung, auch teilweise, von Zahlen, Bilder  
und alle Vertretungen im Allgemeinen auf diesem Kata-  
log, ist verboten.

Cualquier reproducción, también parcial, de figuras,  
imágenes y todas las representaciones en general sobre  
este catálogo, es prohibido.

# Fittings



ACCESSORI  
ACCESSORIES  
FITTINGS  
ZUBEHÖRE  
ACCESSORIOS

Dallai a family business




  
**DALLAI**

## Art. 0602C - 1

- Portagomma tipo D con tronchetto filettato "GAS" zincato e coprifleto
- Porte - tuyau type D avec tube fileté "GAS" galvanisé et couvre-filet
- Galvanized spigot type D with "GAS" threaded pipe and cover-thread
- Verzinkte Schlauchtuelle typ D mit "GAS" Aussengewinde aus Edelstahl und Decke
- Manguera tipo D con rosca "GAS" galvanizada y cubrerrosca


	Ø Gas	€
0602C060S00S	60x2"	13,08
0602C080S00S	80x3"	16,65
0602C080S01S	80x3 1/2"	17,55
0602C100S00S	100x3"	18,23
0602C100S01S	100x3 1/2"	19,02
0602C100S02S	100x4"	22,03
0602C120S00S	120x5"	34,83
0602C150S01S	150x6	42,08



## Art. 0602C - 2

- Portagomma tipo B con tronchetto filettato "GAS" zincato e coprifleto
- Porte - tuyau type B avec tube fileté "GAS" galvanisé et couvre-filet
- Galvanized spigot type B with "GAS" threaded pipe and cover-thread
- Verzinkte Schlauchtuelle typ B mit "GAS" Aussengewinde aus Edelstahl und Decke
- Manguera tipo B con rosca "GAS" galvanizada y cubrerrosca

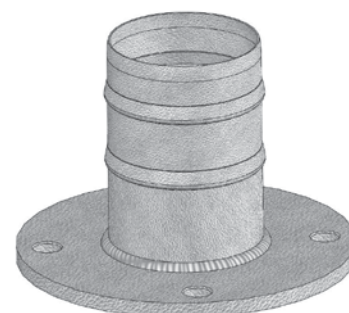
	Ø Gas	€
0602C050S01S	50x1 1/2"	12,16
0602C050S00S	50x2"	13,16
0602C050S03S	50x2 1/2"	15,27
0602C063S00S	63x2"	14,38
0602C063S03S	63x2 1/2"	16,48
0602C070S00S	70x2 1/2"	17,14
0602C076S00S	76x2 1/2"	17,18
0602C076S01S	76x3"	18,37
0602C089S03S	89x3"	18,92
0602C089S01S	89x4"	22,84
0602C100S03S	100x3"	19,82
0602C100S05S	100x3 1/2"	20,62
0602C100S04S	100x4"	23,65
0602C108S00S	108x4"	27,05
0602C125S00S	125x4"	54,67
0602C125S01S	125x5"	38,08
0602C150S02S	150x4"	53,80
0602C150S04S	150x5"	49,36
0602C150S00S	150x6"	47,30



## Art. 0603C - 1

- Portagomma tipo D con flangia \*EN 1092-1 zincato
- Porte - tuyau type D avec bride \*EN 1092-1 galvanisé
- Galvanized hose connection type D with flange \*EN 1092-1
- Verzinkte Schlauchtuelle typ D mit Flansch \*EN 1092-1
- Manguera tipo D con brida \*EN 1092-1 galvanizada

	Ø EN 1092-1	€
0603C060S00S	60x50	31,49
0603C080S00S	80x80	41,68
0603C100S00S	100x100	50,23
0603C120S00S	120x125	67,92
0603C150S00S	150x150	83,68




\* Per le caratteristiche delle flange consultare il catalogo tecnico  
For flanges characteristics please consult technical catalogue



## Art. 0603C - 2

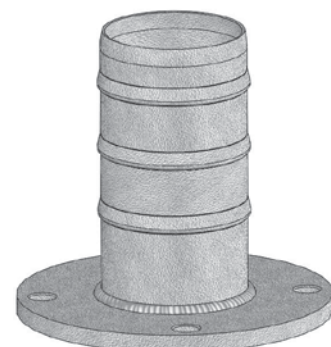
	Ø EN 1092-1	€
• Portagomma tipo B con flangia *EN 1092-1 zincato	0603C050S00S	50x40 26,12
• Porte - tuyau type B avec bride *EN 1092-1 galvanisé	0603C063S00S	63x50 29,87
• Galvanized hose connection type B with flange *EN 1092-1	0603C076S00S	76x65 34,96
• Verzinkte Schlauchtuelle typ B mit Flansch *EN 1092-1	0603C100S03S	100x100 55,25
• Manguera tipo B con brida *EN 1092-1 galvanizada	0603C120S02S	120x125 72,37
	0603C150S01S	150x150 91,37
	0603C200S00S	200x200 149,72
	0603C250S00S	250x250 223,84
	0603C300S01S	300x300 278,18
	0603C350S00S	350x350 551,24
	0603C404S00S	404x400 710,54



\* Per le caratteristiche delle flange consultare il catalogo tecnico  
For flanges characteristics please consult technical catalogue

## Art. 0603C - 3


	Ø - BS10	€
• Portagomma tipo B con flangia *BS10 Tav.D zincato	0603C050S02S	50x2" 25,22
• Porte - tuyau type B avec bride *BS10 Tav.D galvanisé	0603C063S01S	63x2" 26,94
• Galvanized hose connection type B with flange *BS10 Tav.D	0603C076S04S	76x3" 37,34
• Verzinkte Schlauchtuelle typ B mit Flansch *BS10 Tav.D	0603C100S02S	100x4" 51,45
• Manguera tipo B con brida *BS10 Tav.D galvanizada	0603C120S03S	120x5" 69,76
	0603C150S03S	150x6" 94,37
	0603C200S03S	200x8" 138,52
	0603C250S02S	250x10" 236,43
	0603C300S02S	300x12" 363,88



\* Per le caratteristiche delle flange consultare il catalogo tecnico  
For flanges characteristics please consult technical catalogue

## Art. 0603C - 4

	Ø - ANSI	€
• Portagomma tipo B con flangia *ANSI 150 lb zincato	0603C050S01S	50x2" 32,08
• Porte - tuyau type B avec bride *ANSI 150 lb galvanisé	0603C076S03S	76x3" 58,18
• Galvanized hose connection type B with flange *ANSI 150 lb	0603C100S05S	100x4" 76,49
• Verzinkte Schlauchtuelle typ B mit Flansch *ANSI 150 lb	0603C150S04S	150x6" 104,19
• Manguera tipo B con brida *ANSI 150 lb galvanizada	0603C200S05S	200x8" 149,27
	0603C250S03S	250x10" 239,80
	0603C300S03S	300x12" 339,94



\* Per le caratteristiche delle flange consultare il catalogo tecnico  
For flanges characteristics please consult technical catalogue

## Art. 0604N

- Riduzione liscia grezza
- Réduction lisse noire
- Black smooth reduction
- Schwarze glatte Reduktion
- Reducció sin enlace en negro

	Ø	€
0604N076S00S	76x50	7,25
0604N050S00S	80x50	7,25
0604N060S00S	80x60	6,95
0604N060S01S	100x60	8,10
0604N089S00S	89x76	8,15
0604N080S00S	100x80	8,39
0604N080S01S	120x80	8,82
0604N100S00S	120x100	9,70
0604N133S00S	133x108	11,28
0604N150S03S	150x100	11,24
0604N150S05S	150x108	10,99
0604N120S00S	150x120	9,58
0604N159S01S	159x133	11,75
0604N150S00S	200x150	10,86
0604N250S00S	250x200	25,47
0604N250S01S	300x250	28,27



## Art. 0605N

- Tronchetto filettato "GAS" grezzo
- Tube (sectionné) fileté "GAS" noir
- Black "GAS" threaded stub pipe
- Schwarze Aussengewinde "GAS"
- Tubo roscado "GAS" en negro


	Ø	Lunghezza mm Length mm	€
0605N00MS01S	1/2"	70	3,72
0605N00TS01S	3/4"	70	3,78
0605N01PS01S	1"	70	4,30
0605N01MS01S	1 1/2"	70	4,89
0605N02PS00S	2"	70	5,53
0605N02MS00S	2 1/2"	70	7,19
0605N03PS00S	3"	70	7,77
0605N03MS00S	3 1/2"	70	8,17
0605N04PS00S	4"	70	10,40
0605N05PS00S	5"	100	15,83
0605N06PS00S	6"	100	18,17
0605N08PS00S	8"	100	34,15



## Art. 0606N

- Barilotto filettato "GAS" grezzo
- Tube double filetage "GAS" noir
- Black piece of pipe with two "GAS" threaded ends
- Schwarze Rohstück mit zwei Gewinde "GAS"
- Tubo con doble rosca "GAS" en negro

	Ø	Lunghezza mm Length mm	€
0606N01PS01S	1"	200	10,17
0606N01MS00S	1 1/2"	200	12,66
0606N02PS00S	2"	200	14,09
0606N02MS00S	2 1/2"	200	19,91
0606N03PS00S	3"	200	22,40
0606N03MS00S	3 1/2"	200	24,02
0606N04PS00S	4"	200	27,76
0606N05PS00S	5"	200	34,20
0606N06PS00S	6"	200	42,78
0606N08PS00S	8"	200	62,95



## Art. 1607X-1

- Fascetta per tubo in gomma inox AISI 430
- Bande de serrage pour tuyau caoutchouc en inox AISI 430
- Stainless steel AISI 430 hose clamp
- Schlauchbinde aus Edelstahl AISI 430
- Abrazadera para manguera en acero inoxidable AISI 430


	Ø	Conf. Pack	€
1607X052S01K	52-55	50	98,90
1607X056S01K	56-59	50	102,73
1607X060S00K	60-63	50	122,28
1607X064S00K	64-67	50	123,43
1607X068S00K	68-73	25	67,08
1607X074S00K	74-79	25	67,47
1607X080S00K	80-85	25	71,30
1607X086S01K	86-91	25	72,07
1607X092S01K	92-97	25	74,18
1607X098S00K	98-103	25	75,13
1607X104S02K	104-112	25	81,46
1607X113S00K	113-121	25	82,80
1607X122S01K	122-130	25	85,68
1607X131S02K	131-139	20	80,50
1607X140S00K	140-148	20	84,18
1607X149S00K	149-161	20	88,32
1607X162S01K	162-174	20	88,93
1607X175S01K	175-187	10	46,23
1607X188S01K	188-200	10	48,84
1607X201S01K	201-213	10	49,99
1607X214S01K	214-226	10	51,98
1607X227S00K	227-239	10	52,98
1607X240S00K	240-252	10	54,28
1607X250S00K	250-265	10	147,67
1607X260S00K	260-275	10	150,34
1607X270S01K	270-285	10	150,67
1607X280S01K	280-295	10	157,00
1607X290S00K	290-305	10	157,00
1607X300S00K	300-315	10	163,67
1607X310S00K	310-325	10	174,34
1607X320S00K	320-335	10	176,67
1607X340S00K	340-355	10	187,67
1607X350S00K	350-365	10	193,00
1607X360S00K	360-375	10	194,67
1607X375S00K	375-390	10	195,34
1607X390S00K	390-405	10	197,34
1607X400S00K	400-415	10	203,67
1607X410S00K	410-425	10	208,67
1607X425S00K	425-440	10	213,00
1607X435S00K	435-450	10	221,00
1607X450S00K	450-465	10	228,67
1607X465S00K	465-490	10	234,67
1607X490S00S	490-505	10	241,00



## Art. 0608C - 1

- Portagomma - portagomma zincato tipo D
- Porte - tuyau / porte - tuyau galvanisé type D
- Galvanized hose connection - hose connection type D
- Verzinkte Schlauchtuelle - Schlauchtuelle Typ D
- Tubo manguera - manguera tipo D galvanizado



	∅	Lunghezza mm Lenght mm	Spessore mm Thickness mm	€
0608C050S02S	50	180	1,5	6,50
0608C060S02S	60	180	1,2	6,72
0608C063S03S	63	180	1,5	7,99
0608C070S02S	70	190	1,5	9,64
0608C076S03S	76	190	1,5	9,73
0608C080S02S	80	200	1,2	8,47
0608C089S02S	89	200	1,5	11,00
0608C100S03S	100	200	1,5	10,40
0608C120S04S	120	200	1,5	12,55
0608C150S02S	150	220	1,5	15,87



## Art. 0608C - 2

- Portagomma - portagomma zincato tipo B
- Porte - tuyau / porte - tuyau type B galvanisé
- Galvanized hose connection - hose connection type B
- Verzinkte Schlauchtuelle - Schlauchtuelle Typ B
- Tubo manguera - manguera tipo B galvanizado

	∅	Lunghezza mm Lenght mm	Spessore mm Thickness mm	€
0608C050S00S	50	220	1,5	7,68
0608C063S00S	63	270	1,5	10,89
0608C070S00S	70	270	1,5	12,66
0608C076S00S	76	270	1,5	13,37
0608C089S00S	89	270	1,5	16,44
0608C100S01S	100	370	1,8	21,51
0608C108S00S	108	370	1,5	24,60
0608C120S01S	120	400	1,5	24,62
0608C125S02S	125	400	1,5	25,46
0608C150S01S	150	430	1,8	35,82
0608C200S00S	200	500	2,0	62,05
0608C250S00S	250	600	2,5	106,66
0608C300S00S	300	600	2,5	128,22
0608C400S00S	404	600	2,5	232,18






## Art. 0610N

- Portagomma grezzo tipo D
- Porte - tuyau noir type D
- Black hose connection type D
- Schwarze Schlauchtuelle typ D
- Tubo para manguera en negro tipo D



	∅	Lunghezza mm Lenght mm	Spessore mm Thickness mm	€
0610N060S00S	60	110	1,2	2,48
0610N080S00S	80	110	1,2	2,71
0610N100S00S	100	140	1,5	3,60
0610N120S00S	120	140	1,5	4,36
0610N150S00S	150	150	1,5	5,11



## Art. 0611N


- Portagomma grezzo tipo B
- Porte - tuyau noir type B
- Black hose connection type B
- Schwarze Schlauchtuelle typ B
- Tubo para manguera en negro tipo B

	∅	Lunghezza mm Lenght mm	Spessore mm Thickness mm	€
0611N050S00S	50	110	1,5	3,13
0611N063S00S	63	135	1,5	4,13
0611N070S00S	70	135	1,5	4,62
0611N076S00S	76	135	1,5	4,32
0611N089S00S	89	135	1,5	4,64
0611N100S00S	100	185	1,8	6,46
0611N108S00S	108	185	1,5	9,09
0611N120S00S	120	200	1,5	7,28
0611N125S00S	125	200	1,5	7,43
0611N133S00S	133	200	1,5	10,09
0611N150S00S	150	215	1,8	10,17
0611N159S00S	159	215	1,5	13,32
0611N200S00K	200	250	2,0	19,01
0611N250S00K	250	300	2,5	30,69
0611N300S00S	300	300	2,5	41,69



## Art. 0612N - 1

	Ø	Lunghezza mm Lenght mm	Spessore mm Thickness mm	€	
• Portagomma grezzo tipo C per MASCHIO	0612N050S00S	50	130	1,5	3,39
• Porte - tuyau noir type C pour MALE	0612N070S00S	70	190	1,5	5,80
• Black hose connection type C for MALE	0612N076S00S	76	190	1,5	5,87
• Schwarze Schlauchtuelle typ C fuer V-TEIL	0612N100S00S	100	220	1,8	7,50
• Tubo para manguera en negro tipo C por MACHO	0612N108S01S	108	220	1,5	9,84
	0612N125S03S	125	220	1,5	7,98
	0612N133S00S	133	220	1,5	10,58
	0612N150S00S	150	250	1,8	11,49
	0612N159S00S	159	250	1,5	13,94
	0612N200S00S	200	320	2	23,03




## Art. 0612N - 2

	Ø	Lunghezza mm Lenght mm	Spessore mm Thickness mm	€	
• Portagomma grezzo tipo C per FEMMINA	0612N050S00K	50	110	1,5	3,13
• Porte - tuyau noir type C pour FEMELLE	0612N070S00K	70	135	1,5	4,60
• Black hose connection type C for FEMALE	0612N076S00K	76	135	1,5	4,65
• Schwarze Schlauchtuelle typ C fuer M-Teil	0612N100S00K	100	185	1,8	6,63
• Tubo para manguera en negro tipo C por HEMBRA	0612N108S00K	108	185	1,5	9,06
	0612N125S04S	125	165	1,5	6,48
	0612N133S00K	133	200	1,5	9,80
	0612N150S00K	150	215	1,8	10,17
	0612N159S00K	159	215	1,5	13,42
	0612N200S00K	200	250	2	19,01



## Art. 0613N

	Ø	Lunghezza mm Lenght mm	Spessore mm Thickness mm	€	
• Portagomma grezzo tipo A	0613N150S00K	150	150	1,5	6,36
• Porte - tuyau noir type A	0613N200S00S	200	250	2,0	16,09
• Black hose connection type A	0613N240S00S	240	300	2,5	52,54
• Schwarze Schlauchtuelle type A	0613N250S01S	250	300	2,5	29,36
• Tubo para manguera en negro tipo A	0613N300S00K	300	300	2,5	35,28



## Art. 0124N - 1

- Curva grezza liscia a 90°
- Coude lisse noir 90°
- Black smooth elbow 90°
- Schwarze glatte Bogen 90°
- Curba sin enlacs en negro 90°

	Ø	Spessore mm Thickness mm	€
0124N050S00S	50	1,2	12,29
0124N060S00S	60	1,2	8,99
0124N080S05S	80	1	12,07
0124N100S00S	100	1,2	18,92
0124N120S00S	120	1,2	23,58
0124N150S00S	150	1,2	30,64
0124N200S00S	200	1,5	73,11



## Art. 0124N - 2

- Curva grezza liscia a 45°
- Coude lisse noir 45°
- Black smooth elbow 45°
- Schwarze glatte Bogen 45°
- Curba sin enlacs en negro 45°

	Ø	Spessore mm Thickness mm	€
0124N050S01S	50	1,2	9,33
0124N060S01S	60	1,2	6,22
0124N080S06S	80	1	8,56
0124N100S01S	100	1,2	12,44
0124N120S01S	120	1,2	17,11
0124N150S01S	150	1,2	24,89
0124N200S01S	200	1,5	43,56



## Art. 0125N - 1

- Curva grezza liscia 90°
- Coude lisse noir 90°
- Black smooth elbow 90°
- Schwarze glatte Bogen 90°
- Curba sin enlacs en negro 90°

	Ø	Spessore mm Thickness mm	€
0125N060S00S	60	2,0	14,44
0125N080S00S	80	2,0	15,62
0125N100S00S	100	2,0	25,45
0125N120S00S	120	2,0	32,42
0125N150S00S	150	2,0	42,37
0125N200S00S	200	2,0	86,89
0125N250S00S	250	2,0	113,40
0125N300S00S	300	2,0	134,62
0125N350S00S	350	2,0	152,70
0125N400S00S	400	2,0	358,59



## Art. 0125N - 2

- Curva grezza liscia 45°
- Coude lisse noir 45°
- Black smooth elbow 45°
- Schwarze glatte Bogen 45°
- Curba sin enlacs en negro 45°


	Ø	Spessore mm Thickness mm	€
0125N060S01S	60	2,0	12,44
0125N080S01S	80	2,0	14,00
0125N100S01S	100	2,0	20,22
0125N120S01S	120	2,0	28,00
0125N150S01S	150	2,0	40,44
0125N200S01S	200	2,0	56,00
0125N250S01S	250	2,0	68,45
0125N300S01S	300	2,0	77,78
0125N350S01S	350	2,0	140,00
0125N400S01S	400	2,0	233,34



## Art. 0145N - 1

- Flangia grezza  
\*EN 1092-1/01A
- Bride noir  
\*EN 1092-1/01A
- Black flange  
\*EN 1092-1/01A
- Schwarze Flansch  
\*EN 1092-1/01A
- Brida en negro  
\*EN 1092-1/01A


	DN	N° fori Holes n°	€
0145N040S00S	40	4	12,89
0145N050S00S	50	4	12,89
0145N065S10S	65	8	14,50
0145N080S00S	80	4	20,56
0145N080S03S	80	8	22,56
0145N100S01S	100	8	25,78
0145N125S01S	125	8	37,06
0145N150S00S	150	8	43,50



## Art. 0224N - 1

- Flangia grezza \*EN 1092-1/01
- Bride noir \*EN 1092-1/01
- Black flange \*EN 1092-1/01
- Schwarze Flansch \*EN 1092-1/01
- Brida en negro \*EN 1092-1/01


	DN	N° fori Holes n°	€
0224N200S00S	200	8	70,89
0224N250S00S	250	12	96,67
0224N300S00S	300	12	128,89
0224N350S00S	350	16	209,45
0224N400S00S	400	16	306,11
0224N450S00S	450	20	386,67



## Art. 0145N - 2

- Flangia grezza \*ANSI 150 lb
- Bride noir \*ANSI 150 lb
- Black flange \*ANSI 150 lb
- Schwarze Flansch \*ANSI 150 lb
- Brida en negro \*ANSI 150 lb


	DN	N° fori Holes n°	€
0145N060S03S	2"	4	21,56
0145N03PS00S	3"	4	34,44
0145N110S00S	4"	8	39,61
0145N125S03S	5"	8	44,78
0145N151S00S	6"	8	49,95



## Art. 0224N - 2

- Flangia grezza \*ANSI 150 lb
- Bride noir \*ANSI 150 lb
- Black flange \*ANSI 150 lb
- Schwarze Flansch \*ANSI 150 lb
- Brida en negro \*ANSI 150 lb

	DN	N° fori Holes n°	€
0224N200S05S	8"	8	68,89
0224N250S04S	10"	12	110,22
0224N300S03S	12"	12	172,22
0224N400S02S	16"	16	413,34
0224N450S02S	18"	16	551,12






Art. 0145N-3

- Flangia grezza \*BS10 tavola D
- Bride noir \*BS10 table D
- Black flange\*BS10 table D
- Schwarze Flansch \*BS10 tafel D
- Brida\*BS10 tabla D en negro


	DN	N° fori Holes n°	€
0145N060S04S	2"	4	11,09
0145N065S06S	3"	4	16,88
0145N100S06S	4"	4	22,73
0145N125S05S	5"	8	34,44
0145N150S02S	6"	8	44,23



Art. 0224N-3

- Flangia grezza \*BS10 tavola D
- Bride noir \*BS10 table D
- Black flange\*BS10 table D
- Schwarze Flansch \*BS10 tafel D
- Brida\*BS10 tabla D en negro

	DN	N° fori Holes n°	€
0224N200S06S	8"	8	61,59
0224N250S07S	10"	8	107,36
0224N300S05S	12"	12	195,65




\* Per le caratteristiche delle flange consultare il catalogo tecnico  
For flanges characteristics please consult technical catalogue

Art. 0182N

- \*Flangia quadra grezza
- \*Bride carré noire
- Black \*square flange
- Schwarze \*quadratische Flansch
- \*Brida cuadrada en negro

	Ø	€
0182N100S00S	100	12,92
0182N120S00S	120	12,92
0182N150S00S	150	12,92
0182N200S00S	200	25,83



\* Per le caratteristiche delle flange consultare il catalogo tecnico  
For flanges characteristics please consult technical catalogue

Art. 0187N

- Diffusore conico grezzo
- Diffuseur conique noir
- Black conical diffuser
- Schwarze Kegeldiffusor
- Diffusor conico en negro

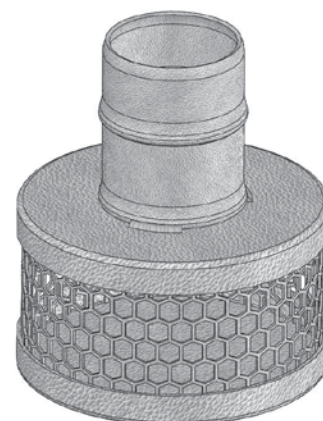
	Ø	€
0187N100S00S	100-50	10,30
0187N120S02S	120-55	12,33
0187N150S01S	150-60	13,64
0187N200S01S	200-70	37,20



## Art. 0630C - 0631C - 0632C - 0633C - 0634C - 0635C

- Filtro per pompa autoadescante con portagomma zincato a caldo
- Filtre pour pompes autoamorçables avec porte - tuyau galvanisé à chaud
- Hot galvanised strainer for self - priming with hose-connection
- Feuerverzinkt Filter fuer selbstansaugende Pumpen mit Schlauchtueller
- Filtro para bombas autoaspirantes para manguera galvanizado a caldo

	Ø	€
0630C040S01S	40	on request
0630C045S01S	45	on request
0630C050S04S	50	on request
0630C060S02S	60	on request
0630C063S01S	63	on request
0631C070S00S	70	17,64
0631C076S00S	76	17,86
0632C080S00S	80	19,84
0632C089S00S	89	20,62
0633C100S07S	100	on request
0633C108S03S	108	on request
0634C120S00S	120	30,09
0634C125S00S	125	30,57
0634C133S00S	133	32,45
0634C150S00S	150	33,75
0635C200S00S	200	98,01



## Art. 0640F - 0641F - 0642F - 0643F - 0644F

- Filtro per pompa autoadescante con manicotto zincato a freddo
- Filtre pour pompes autoamorçables avec manchon taraudé galvanisés à froid
- Cold galvanised strainer for self - priming inner threaded
- Kalt verzinkt Filter fuer selbstansaugende Pumpen mit Innengewinde
- Filtro para bombas autoaspirantes con rosca interior galvanizado a frio

	Ø	€
0640F01PS01S	1"	on request
0640F01MS01S	1 1/2"	on request
0640F02PS01S	2"	on request
0641F02MS00S	2 1/2"	35,15
0641F03PS00S	3"	39,51
0642F03MS00S	3 1/2"	51,11
0643F04PS01S	4"	on request
0644F05PS00S	5"	75,44
0644F06PS00S	6"	117,01



## Art. PGT

- Portagomma liscia di pesce grezzo
- Porte - tuyau à batons rompus noir
- Black hose connection with barbs
- Schwarz Schlauchtuelle mit Zacken
- Tubo para manguera con regatas en negro

	∅	Lunghezza mm length mm	Spessore mm Thickness mm	€
PGT020N070	20	70	2,0	3,97
PGT025N070	25	70	2,0	3,97
PGT030N070	30	70	2,0	4,06
PGT035N070	35	70	2,0	4,08
PGT040N070	40	70	2,0	4,30
PGT045N070	45	70	2,0	4,44
PGT050N070	50	70	2,0	5,12
PGT060N075	60	75	2,0	5,56
PGT065N075	65	75	2,0	6,46
PGT070N090	70	90	2,0	7,44
PGT075N115	75	115	2,0	7,30
PGT080N115	80	115	2,0	9,01
PGT090N120	90	120	3,0	10,37
PGT100N120	100	120	3,0	11,54
PGT110N120	110	120	3,0	27,37
PGT120N130	120	130	3,0	15,84
PGT125N130	125	130	3,0	15,90
PGT140N135	140	135	3,0	45,10
PGT150N140	150	140	3,0	21,20
PGT160N150	160	150	3,0	60,65
PGT200N200	200	200	3,0	40,09
PGT250N250	250	250	3,0	64,99
PGT300N300	300	300	3,0	78,67









# Fittings


ACCESSORI ALLUMINIO

ACCESSORIES ALUMINIUM

ALUMINIUM FITTINGS

ZUBEHÖRE AUS ALUMINIUM

ACCESORIOS EN ALUMINIO



Dallai a family business



**DALLAI**

## Art. 2657A

- Testa d'idrante in alluminio con attacco a baionetta
- Tête de prise d'eau en aluminium avec raccordement à baïonnette
- Aluminium hydrant head with bayonet connection
- Hydranten-Kopf aus Aluminium mit Bajonett-Anschluß
- Cabeza de boca de riego en aluminio con fijación de bajoneta

	Ø	€
2657A02PS00S	60x2"	71,06
2657A03PS01S	80x3"	81,65
2657A04PS01S	100x4"	93,75
2657A05PS01S	120x5"	133,06



## Art. 2657A - 1

- Testa d'idrante in alluminio con attacco ad arpione
- Tête de prise d'eau en aluminium avec raccordement à griffe
- Hydrant head in aluminium with pawl connection
- Hydranten-Kopf aus Aluminium mit Einklink-Anschluß
- Cabeza de boca de riego en aluminio con fijación por anclaje

	Ø	€
2657A03PS00S	80x3"	84,67
2657A04PS00S	100x4"	95,26
2657A05PS00S	120x5"	114,91



## Art. 2658A

- Curva d'idrante in alluminio con attacco a baionetta
- Coude de prise d'eau avec raccordement à baïonnette
- ti
- Kurve für Hydrant aus aluminium mit Bajonett-Anschluß
- Curva de boca de riego en aluminio con fijación de bajoneta

	Ø	€
2658A02PS00S	60x2"	151,20
2658A03PS01S	80x3"	207,15
2658A04PS01S	100x4"	234,36
2658A05PS01S	120x5"	317,52



## Art. 2658A - 1

- Curva d'idrante in alluminio con attacco ad arpione
- Coude de prise d'eau avec raccordement à griffe
- Aluminium hydrant bend with pawl connection
- Kurve für Hydrant aus Aluminium mit Einklink-Anschluß
- Curva de boca de riego en aluminio con fijación por anclaje

	Ø	€
2658A03PS00S	80x3"	220,75
2658A04PS00S	100x4"	249,48
2658A05PS00S	120x5"	399,17



## Art. PV01

- Pompa di adescamento a membrana
- Pompe d'amorcage
- Diaphragm self priming pump
- Membran-Ansaugpumpe
- Bomba de cebado de membrana

	Ø	€
PV01	3/4"	137,09










# Fittings



TUBI IN GOMMA

TUYAUX EN CAOUTCHOUC

RUBBER HOSES

GUMMISCHLÄUCHE

MANGUERAS DE GOMA

Dallai a family business



 **DALLAI**

## Art. 06500

- Tubo in gomma corrugato
- Tuyau en caoutchouc ondulé
- Corrugated rubber hose
- Wellgummischlauch
- Tubo de goma corrugada

	inside Ø outside Ø	Length	Ø	€
06500102S00S	102x118	2 mt	4" x 100	on request
06500102S01S	102x118	3 mt	4" x 100	on request
06500102S02S	102x118	4 mt	4" x 100	on request
06500120S00S	120x134	2 mt	5" x 120	on request
06500120S01S	120x134	3 mt	5" x 120	on request
06500120S02S	120x134	4 mt	5" x 120	on request
06500152S00S	152x172	2 mt	6" x 150	on request
06500152S01S	152x172	3 mt	6" x 150	on request
06500152S02S	152x172	4 mt	6" x 150	on request
06500203S00S	203x225	2 mt	8" x 200	on request
06500203S02S	203x225	3 mt	8" x 200	on request
06500203S01S	203x225	4 mt	8" x 200	on request



SIZE	Cuffert end length		Working Pressure		Bursting Pressure		Vacuum	BR/R	Weight	Temp
	Inch	cm	Bar	Psi	Bar	Psi	Bar	mm	g/m	C°
4"	12	12	3	44	10	145	0,63	400	3540	-25°/+70°
5"	15	15	3	44	10	145	0,63	500	4840	-25°/+70°
6"	15	15	3	44	10	145	0,63	600	6965	-25°/+70°
8"	15	15	3	44	10	145	0,63	800	9245	-25°/+70°

- Tubo di aspirazione e scarico in gomma rinforzata con filo d'acciaio, adatto per acqua, fluidi non corrosivi e fertilizzante liquido naturale. Adatto per usi agricoli e industriali come serbatoi di rifiuti e pompe.  
**Strato interno:** gomma SBR nera liscia  
**Rinforzo:** filo di acciaio incorporato in fibre sintetiche ad alta resistenza  
**Strato esterno:** gomma nera resistente agli agenti atmosferici e all'abrasione con finitura ondulata
- Tuyau d'aspiration et de refoulement en caoutchouc renforcé de fil d'acier, adapté à l'eau, aux fluides non corrosifs et aux engrais liquides naturels. Convient pour les utilisations agricoles et industrielles telles que les réservoirs de déchets et les pompes.  
**Couche intérieure:** caoutchouc SBR noir lisse  
**Renfort:** fil d'acier noyé dans des fibres synthétiques à haute résistance  
**Couche extérieure:** caoutchouc noir résistant aux intempéries et à l'abrasion avec finition ondulée
- Steel wire reinforced rubber suction and discharge hose, suitable for water, noncorrosive fluids and natural liquid fertilizer. Suitable for agricultural and industrial uses such as waste tanks and pumps.  
**Inner layer:** smooth black SBR rubber  
**Reinforcement:** steel wire embedded in high tensile synthetic fibers  
**Outer layer:** weather and abrasion resistant black rubber with corrugated finish
- Stahldrahtverstärkter Gummi-Saug- und Druckschlauch, geeignet für Wasser, nicht korrosive Flüssigkeiten und natürlichen Flüssigdünger. Geeignet für landwirtschaftliche und industrielle Zwecke wie Abfalltanks und Pumpen.  
**Innenschicht:** glatter schwarzer SBR-Gummi  
**Verstärkung:** Stahldraht eingebettet in hochfeste synthetische Fasern  
**Außenschicht:** wetter- und abriebfester schwarzer Gummi mit Wellpappe
- Manguera de succión y descarga de goma reforzada con alambre de acero, adecuada para agua, fluidos no corrosivos y fertilizantes líquidos naturales. Adecuado para usos agrícolas e industriales, como tanques de residuos y bombas.  
**Capa interna:** caucho SBR negro liso  
**Refuerzo:** alambre de acero incrustado en fibras sintéticas de alta resistencia.  
**Capa exterior:** caucho negro resistente a la intemperie y a la abrasión con acabado corrugado

## CONDIZIONI GENERALI DI VENDITA

## 1. Offerte e ordini:

- 1.1 L'ordinazione implica l'accettazione delle presenti condizioni generali di vendita. L'ordinazione non impegna la venditrice se non confermata dalla medesima.
- 1.2 Gli ordini devono avere forma scritta con riferimento al codice di ordinazione descritto nel catalogo, in particolare:
- 1.2.1 il cliente deve mandare un ordine scritto che viene accettato dalla Ditta venditrice, salvo diversa comunicazione scritta entro sette giorni dal ricevimento.
- 1.2.2 in caso di mancato ricevimento di un ordine scritto e di sostanziali variazioni dello stesso, la Ditta venditrice si impegna ad inviare apposita conferma d'ordine che dovrà tornare vistata per approvazione. In caso di mancato ritorno della copia vistata entro otto giorni, la conferma d'ordine sarà ritenuta comunque accettata.
- 1.2.3 gli ordini dovranno chiaramente riportare: l'esatta ragione sociale e l'indirizzo del richiedente; numero d'ordine; data dell'emissione; riferimento alla eventuale offerta; denominazione, codice degli articoli; data di consegna richiesta; destinazione del materiale e vettore.
- 1.3 Non sono da ritenersi impegnativi eventuali accordi verbali presi da dipendenti o da agenti con il committente se non sono seguiti da conferma scritta della Ditta venditrice
2. Consegna
- 2.1 La data indicata nell'ordine e nella conferma d'ordine è da ritenersi comunque orientativa. La Ditta venditrice si impegna a fornire comunicazione scritta al cliente in caso di ritardi di consegna che superino di oltre quindici giorni la data prevista. La stessa rimane in ogni caso soggetta alle circostanze imprevedute, agli impedimenti dipendenti al caso fortuito o agli eventi di forza maggiore e conseguentemente sciolgono la Ditta venditrice dall'obbligo della fornitura con esonero della medesima da ogni responsabilità per danni diretti o indiretti. Qualsiasi ordine si intende quindi assunto senza alcun impegno o senza responsabilità della venditrice circa l'effettiva sua esecuzione.
- 2.2 Il caso di ritardata consegna non dà mai il diritto ad alcun compenso o indennizzo, se non concordato in precedenza per iscritto e accettato dalla Ditta venditrice
- 2.3 L'eventuale ritardo di consegna non dà comunque facoltà al committente di annullare l'ordine o rifiutare la merce
- 2.4 Restano a carico dell'acquirente il rischio e il pericolo del trasporto; a tutti gli effetti giuridici, la consegna del materiale si intende fatta presso gli stabilimenti della Ditta venditrice
3. Prezzi e proprietà
- 3.1 I prezzi dei nostri prodotti sono quelli esposti nel nostro listino in vigore o nelle nostre offerte e potranno essere variati in qualunque momento a seguito delle variazioni del materiale impiegato, dei prezzi delle materie prime, del costo della mano d'opera, ecc. I prezzi pattuiti entreranno in vigore alla data in cui vengono fissati; non comprendono l'I.V.A., spese di imballo od altri oneri di qualsivoglia natura.
- 3.2 I pagamenti debbono essere effettuati alla sede della ditta venditrice, alle epoche convenute e alle modalità fissate. Trascorso il termine convenuto per i pagamenti, salvo ogni altra nostra azione, decorreranno gli interessi commerciali, oltre al rimborso delle eventuali maggiori spese.
- 3.3 La inosservanza delle condizioni di pagamento esonera la venditrice da ogni eventuale obbligo di consegna pendente e le dà facoltà di ritenere risolto il contratto e di procedere per tutto l'intero suo credito che si ritiene, in tal caso, di diritto scaduto. La Ditta venditrice ha diritto al recupero di tutti gli oneri sostenuti per gli impegni assunti relativi al contratto risolto.
4. Garanzia
- 4.1 La venditrice garantisce la merce fornita, nelle condizioni di normale uso, per un periodo di mesi 12 dalla consegna.
- 4.2 Il compratore decade dal diritto di garanzia se non denuncia gli eventuali vizi e difetti per iscritto alla venditrice entro otto giorni dalla loro scoperta
- 4.3 I prodotti dovranno essere utilizzati per gli scopi eventualmente menzionati nel catalogo e non si risponde di danni provocati da un qualunque diverso uso non preventivamente concordato ed autorizzato per iscritto
- 4.4 La garanzia non potrà avere corso per prodotti utilizzati in modo improprio o negligente o nel caso di qualunque manomissione
- 4.5 Sono esclusi da garanzia prodotti soggetti a usura come molle e guarnizioni in genere.
5. Foro competente
- 5.1 Per ogni e qualsiasi controversia la competenza spetta al Foro di Reggio Emilia

## SALES TERMS

## 1. OFFERING AND ORDERS

- 1.1 The order implies acceptance of these general terms. The order is not binding for the seller unless it is confirmed by same.
- 1.2 Orders must be in written form with reference to the order code as described in the catalogue. Notably:
- 1.2.1 The customer must send a written order that is accepted by the selling company, save for distinct written notice within seven days from receipt.
- 1.2.2 Should a written order not be received, as well as receipt of substantial changes of same existing, the selling company commits its self to send the order confirmation that shall be returned endorsed for approval. Should the endorsed copy not be returned within eight days, the order confirmation shall be deemed as accepted.
- 1.2.3 The order shall clearly state: applicant's proper business name address, order number, issue date, reference to the prospective offering, description, items code, requested delivery date, goods destination and carrier.
- 1.3 Possible verbal agreements between either employees or agents and the customer are not to be considered as binding if the selling company does not send written confirmation.
2. DELIVERY
- 2.1 The date stated on the order and on the order confirmation is to be considered as indicative. The selling company commits itself to send written notice should deliveries be beyond fifteen days with respect to the anticipated date. The delivery date is anyway bound to unforeseen events, to force majeure and therefore the selling company is exempted from any responsibility due to either direct or indirect damages. Orders are therefore intended as accepted with no commitment or responsibility on part of the selling company as far as its actual implementation is concerned.
- 2.2 In case of delayed delivery, no compensation and indemnity are granted, unless previously agreed upon in writing and accepted by selling company.
- 2.3 The prospective delivery delay does not actually entitle the buyer to either cancel the order or to reject goods.
- 2.4 The buyer takes the risk and the hazards connected with transport; for all legal effects; the consignment of goods is intended ex-works the selling company.

## 3 PRICES AND PROPERTY

- 3.1 The prices of our products are shown in our current price-list and in our offering and they can be changed when needed following to variations of employed materials, of prices concerning raw materials, labour cost, etc.. Agreed prices shall be in force from the date of their fixing, do not include VAT, packaging expenses or any other duties.
- 3.2 Payments must be made to the selling company's headquarters, at the agreed dates and terms. After expiration of the agreed terms of payment, except for any other action on our part, interests shall accrue from that date together with reimbursement of possible higher expenses.
- 3.3 Non-compliance with payment terms exempts the selling company from any possible further consignment, entitles same to consider the contract as cancelled and to ask for the final settlement of the credit that is to be considered, as of right, expired. The selling company is entitled to recover all duties borne to meet the commitments provided for by the rescinded contract.

## 4 WARRANTY

- 4.1 The selling company warrants the delivered goods, in conditions of ordinary use, for 12 months from delivery.
- 4.2 The buyer is not entitled to warranty if he does not notify possible flaws and defects of goods in writing to the selling company within eight days from assessment.
- 4.3 Products shall be used for the purposes shown in the catalogue and no claims shall be accepted for damages caused by whatever different use not previously agreed upon and authorised in writing.
- 4.4 The warranty won't be executive for products used incorrectly or neglectfully of in case of tampering.
- 4.5 Items subject to wear, such as springs and seals, are generally not warranted.

## 5 COMPETENT COURT OF LAW


- 5.1 For any dispute the competent court of law is due to the court of Reggio Emilia.

DALLAI® Ernesto s.r.l.

QUICK COUPLING CONNECTION FOR:  
IRRIGATION - WELLPOINT SYSTEM  
DEWATERING - INDUSTRY - MINING

Via Marco Polo, 15 - 42046 Reggiolo (RE) - Italy  
Capitale sociale €301.600 - R.E.A. di RE n.137873  
C.F. e P.IVA: 00524980356

phone +39 0522 210811  
web www.dallai.it  
mail trade@dallai.it



**DALLAI**

Dallai a family business  
Made in Italy

**DALLAI QUICK COUPLING EST.1959**

